

Bank charges for the period 8 August 2025 to 10 September 2025

Narrative Description	Item cost (R)	VAT (R)	Total
Electronic banking fees	0.43	0.07	
Overdraft facility fee	60.00	9.00	69.00
Service fees	128.87	19.33	148.20
Other charges	93.91	14.09	108.00
Total Charges			325.20

Transaction list no	Date	Description	Fees (R)	Debits (R)	Credits (R)	Balance (R)
	14/08/2025	Opening balance				
000871	14/08/2025	Dee				23,174.80
	14/08/2025	sunset installation		150.00		23,024.80
	16/08/2025	credit card payment	7.80	2,520.00		20,504.80



INVOICE

INV-000342

Balance Due
R12,600.00

Suresat Installation's and Repairs

Northcliff
Randburg
Johannesburg 2195
South Africa
0114700005
info@suresat.co.za
www.suresat.co.za

Invoice Date : 25 Jun 2025

Terms : Due on Receipt

Due Date : 25 Jun 2025

Bill To
Mrs. Dee

#	Item & Description	Qty	Rate	Amount
1	20ltr Gas Geyser with flex chimney, pigtails, regulator, piping and coc double 48kg cage	1.00	12,600.00	12,600.00
Sub Total				12,600.00
Total				R12,600.00
Balance Due				R12,600.00

Notes

Thanks for your business.
Excluding plumbing.
Payment of R10080.00 and balance to be paid once Installation is completed

Bank Details
FNB
Account Number : 63122657935
Account Name : M Pillay



Amif

Name: CALVIN PILLAY
SAQCC #: 10496
Date: 11 JULY 2025



FOR OUTDOOR USE ONLY



Water Summer

Min Gas High Water



FOR OUTDOOR USE ONLY

**GAS
SAFETY SHUT OFF
VALVE**





20000

Whirlpool

SCHOTT

12
11
10
9
8





KG

Kelvin Gas Gyser



Dear Calvin,

I am writing to formally raise my concern regarding your request that I pay for a new gas geyser, despite the fact that the current unit was installed by you less than a year ago.

I do not understand how this issue can be attributed to negligence on my part. You were responsible for supplying and installing the geyser as the qualified professional and expert in this field. As the homeowner, I relied entirely on your expertise to ensure that the unit was installed correctly, safely, and in accordance with all required standards.

If there is now a problem with the geyser, it raises serious concerns about either the quality of the unit supplied or the manner in which it was installed. In either case, it is unreasonable to expect me to bear the cost of a replacement when the installation was done by you and the unit is still less than a year old.

Furthermore, I believe the warranty should still be valid. Please provide written confirmation of the warranty terms applicable to the geyser supplied and explain clearly why you believe they do not apply in this situation.

I request that you review this matter urgently and confirm how you intend to resolve it without additional cost to me. I trust that this can be handled fairly and professionally.



Message





KG

Kelvin Gas Gyser



the quality of the unit supplied or the manner in which it was installed. In either case, it is unreasonable to expect me to bear the cost of a replacement when the installation was done by you and the unit is still less than a year old.

Furthermore, I believe the warranty should still be valid. Please provide written confirmation of the warranty terms applicable to the geyser supplied and explain clearly why you believe they do not apply in this situation.

I request that you review this matter urgently and confirm how you intend to resolve it without additional cost to me. I trust that this can be handled fairly and professionally.

I look forward to your prompt response.

Kind regards,
Deliswa Schoeman

13:09 ✓✓

Hi Dee, Nobody said its was negligence on yourside or myside, I saw water when I opened the unit so I explained to you that supplier will not cover it under warranty due to past experience, I called out to your place under my warranty (so therefore I did not charge you)
I gave you options to resolve it, stating that it may occur a charge if not under warranty or you can purchase a new unit. The choice is clearly yours, I did not even charge you labour to change the unit for you considering that I originally installed the new unit, anyway I think that's its now time that I walk away because I dont feel



Message





KG

Kelvin Gas Gyser



the quality of the unit supplied or the manner in which it was installed. In either case, it is unreasonable to expect me to bear the cost of a replacement when the installation was done by you and the unit is still less than a year old.

Furthermore, I believe the warranty should still be valid. Please provide written confirmation of the warranty terms applicable to the geyser supplied and explain clearly why you believe they do not apply in this situation.

I request that you review this matter urgently and confirm how you intend to resolve it without additional cost to me. I trust that this can be handled fairly and professionally.

I look forward to your prompt response.

Kind regards,
Deliswa Schoeman

13:09 ✓✓

Hi Dee, Nobody said its was negligence on yourside or myside, I saw water when I opened the unit so I explained to you that supplier will not cover it under warranty due to past experience, I called out to your place under my warranty (so therefore I did not charge you)
I gave you options to resolve it, stating that it may occur a charge if not under warranty or you can purchase a new unit. The choice is clearly yours, I did not even charge you labour to change the unit for you considering that I originally installed the new unit, anyway I think that's its now time that I walk away because I dont feel



Message



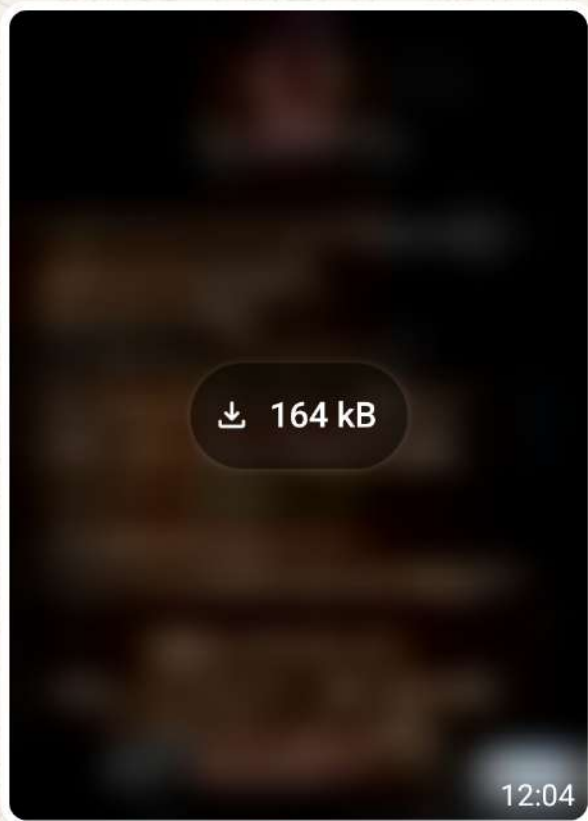
30 October 2024

🔒 Messages and calls are end-to-end encrypted. Only people in this chat can read, listen to, or share them. [Learn more](#)

Kelvin Gas Gyser is a contact

20lt gas geyser With chimney
New pigtails and regulator
And piping coc included
Excluding plumping
Dbl 48 kg cage
R12600

11:54



12:04





Certificate No.:
513381
LP Gas - Domestic



CERTIFICATE OF CONFORMITY FOR GAS INSTALLATIONS: OCCUPATIONAL HEALTH AND SAFETY ACT, 1993 Regulation 17(3) of the Pressure Equipment Regulations, 2009

Company Name :	0		
Physical Address :	15 Biggar road blue valley golf estate kosmosdal	ERF Number:	1829
Province :	Gauteng	Town :	jhb
Postal Code :	1685		

User/Owner's Details

Name & Surname :	Deliswa and Kgotso Schoeman	Capacity :	owners
Cell No. :	27721494051	Email Address :	Schoeman3g@gmail.com

Certificate Received By

Name & Signature :	Deliswa	Signature :	

Gas Practitioner's Details

Name & Surname :	Calvin Pillay	SAQCC Gas Reg no:	10496
Cell No.:	27625189344	Email Address:	Calvin.pillay84@gmail.com
Company :	Suresat Installations	Tel No.:	0625189344
Practitioner Type:	Permanent	LPGSA Reg No:(If any)	

Practitioner's Signature:

			
Date	14-08-25	Job Card	176

Declaration: I Calvin Pillay declare that I am an authorised person and confirm that the information provided is correct.



Certificate No.:

513381

LP Gas - Domestic



CERTIFICATE OF CONFORMITY FOR GAS INSTALLATIONS: OCCUPATIONAL HEALTH AND SAFETY ACT, 1993 Regulation 17(3) of the Pressure Equipment Regulations, 2009

Type of Installation :	Domestic
Reason for Issue of Certificate :	Modification Installation
Previous CoC number issue for the Site if Applicable :	0

Cylinder Size	Quantity	Cylinder / Tank Details	
48	2	Weight (Kg)	48
		Volume (Ltrs)	48
		Fire Approval if Required (Yes/No)	no

Manifolds

Manifold Type	Vapor/Liquid(Name)	Serial No.	Type
Vapor		0	0

Regulator Brand

Regulator Brand Name	Model Number	Quantity
mondial	734	1

Pipework Type

Pipetype	Steel	Copper	Composite	CSST	HDPE
Surface			9		
Embedded					
In Roof					
Buried					
Filling Site					
Pipe run in metre	0	0	9.0	0	0

Appliances

Note: for domestic and commercial installations, only appliances that comply with SANS 1539 may be installed. If in doubt contact the appliance supplier or the LPGSA

Type Name	Brand	Model Number
hob	whirlpool	2 burner
fireplace	jetmaster	2 burner
geyser	aruif	20 lt

Installation Standard sans10087-1

Edition 0

Leak test Pass




Certificate No.:
513381
LP Gas - Domestic



CERTIFICATE OF CONFORMITY FOR GAS INSTALLATIONS: OCCUPATIONAL HEALTH AND SAFETY ACT, 1993 Regulation 17(3) of the Pressure Equipment Regulations, 2009

Leak Repaired	NA
Static Pressure	2.8
Working Pressure	2.8
Metered site	No
Flue Termination	Flueless
Flue Operation Tested	Flueless
Ventilation	Pass
Burner Inspection	Pass
Burner Cleaned	NA
Flame Picture	Pass
Appliance operation	Pass
Manifold Inspection	N/A
Manifold Repair	0

Uploaded Supporting Documents :



Geo Locations of COC Latitude :-26.151662 Longitude : 28.017317

Mentor Name (if Applicable)	Signature (if Applicable)
Mentor Registration ID (if Applicable)	

Additional comments (if any)

CERTIFICATE OF CONFORMITY FOR GAS INSTALLATIONS: OCCUPATIONAL HEALTH AND SAFETY ACT, 1993 Regulation 17(3) of the Pressure Equipment Regulations, 2009

Safety Concern/Comments

outdoor install 3 items

In the event of a gas leak, close all valves, open windows and contact your gas installer or supplier

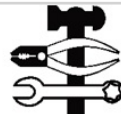


Adhere to all warning signs fitted to the gas installation and cylinders

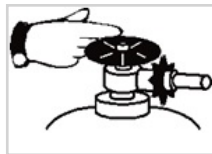
It is advisable to install at least one dry powder fire extinguisher **close to** the LP Gas cylinder installation



When storing certain volumes of LP Gas on your premises, the local by-laws might require that you obtain a Flammable Liquid Permit (check with your gas supplier/ Fire Department)



Do not make changes or additions to the gas installation. Only use a registered gas installer



Ensure the cylinder valve is **closed** before removing the connecting hose or changing the gas cylinder



The installation is equipped with an emergency valve that must be accessible at all times should an emergency arise



Ensure that the main isolation valve of the gas supply line is **closed** when the system is not in use for extended periods

Permanent air ventilation may be required for the safety of the occupants of rooms where gas appliances are installed. Check with the gas installer

Empty Cylinders must be closed and stored in a safe place away from extreme heat

All gas installations and appliances should be checked for leaks and safe operation every 12 months

LP Gas hoses to connect cylinders must be replaced every 5 years or sooner if they show any cracks in the surface