



Certificate No.:
545707
LP Gas - Domestic




CERTIFICATE OF CONFORMITY FOR GAS INSTALLATIONS: OCCUPATIONAL HEALTH AND SAFETY ACT, 1993 Regulation 17(3) of the Pressure Equipment Regulations, 2009

Company Name :	0		
Physical Address :	Unit 11 Tetelestai Estate 740 Van Dalen rd	ERF Number:	0
Province :	Gauteng	Town :	Roodepoort
Postal Code :	1724		

User/Owner's Details


Name & Surname :	Natasha Oosthuizen	Capacity :	Owner
Cell No. :	0823127716	Email Address :	eroodt@fnb.co.za

Certificate Received By

Name & Signature :	Natasha Oosthuizen	Signature :	

Gas Practitioner's Details

Name & Surname :	Andrew Miller	SAQCC Gas Reg no:	6287
Cell No.:	27827877130	Email Address:	andrew@millersgas.co.za
Company :	Miller's Gas	Tel No.:	0827877130
Practitioner Type:	Permanent	LPGSA Reg No:(If any)	

Practitioner's Signature:			
Date	28-10-25	Job Card	0

Declaration: I Andrew Miller declare that I am an authorised person and confirm that the information provided is correct.



Certificate No.:

545707

LP Gas - Domestic



CERTIFICATE OF CONFORMITY FOR GAS INSTALLATIONS: OCCUPATIONAL HEALTH AND SAFETY ACT, 1993 Regulation 17(3) of the Pressure Equipment Regulations, 2009

Type of Installation :	Domestic
Reason for Issue of Certificate :	CoC for regular inspection
Previous CoC number issue for the Site if Applicable :	0

Cylinder Size	Quantity	Cylinder / Tank Details	
48kg	2	Weight (Kg)	96
		Volume (Ltrs)	0
		Fire Approval if Required (Yes/No)	0

Manifolds

Manifold Type	Vapor/Liquid(Name)	Serial No.	Type
Vapor		0	0

Regulator Brand

Regulator Brand Name	Model Number	Quantity
Astro	LPG	1

Pipework Type

Pipetype	Steel	Copper	Composite	CSST	HDPE
Surface			18		
Embedded					
In Roof					
Buried					
Filling Site					
Pipe run in metre	0	0	18.0	0	0

Appliances

Note: for domestic and commercial installations, only appliances that comply with SANS 1539 may be installed. If in doubt contact the appliance supplier or the LPGSA

Type Name	Brand	Model Number
Stove	Elba	9CX827NZA
Fireplace	Lava Fires	FGD005

Installation Standard	Sans1008-7
Edition	0
Leak test	Pass
Leak Repaired	NA



Certificate No.:
545707
LP Gas - Domestic



CERTIFICATE OF CONFORMITY FOR GAS INSTALLATIONS: OCCUPATIONAL HEALTH AND SAFETY ACT, 1993 Regulation 17(3) of the Pressure Equipment Regulations, 2009

Static Pressure	2.8
Working Pressure	2.8
Metered site	No
Flue Termination	Flueless
Flue Operation Tested	Flueless
Ventilation	Pass
Burner Inspection	Pass
Burner Cleaned	NA
Flame Picture	Pass
Appliance operation	Pass
Manifold Inspection	N/A
Manifold Repair	0

Uploaded Supporting Documents :

--	--	--	--	--

Geo Locations of COC Latitude :-26.342397 Longitude : 28.106654

Mentor Name (if Applicable)	Signature (if Applicable)
Mentor Registration ID (if Applicable)	

Additional comments (if any)

CERTIFICATE OF CONFORMITY FOR GAS INSTALLATIONS: OCCUPATIONAL HEALTH AND SAFETY ACT, 1993 Regulation 17(3) of the Pressure Equipment Regulations, 2009

Safety Concern/Comments

0

In the event of a gas leak, close all valves, open windows and contact your gas installer or supplier

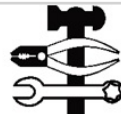


Adhere to all warning signs fitted to the gas installation and cylinders

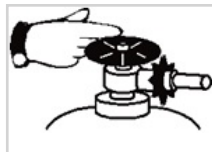
It is advisable to install at least one dry powder fire extinguisher **close to** the LP Gas cylinder installation



When storing certain volumes of LP Gas on your premises, the local by-laws might require that you obtain a Flammable Liquid Permit (check with your gas supplier/ Fire Department)



Do not make changes or additions to the gas installation. Only use a registered gas installer



Ensure the cylinder valve is **closed** before removing the connecting hose or changing the gas cylinder



The installation is equipped with an emergency valve that must be accessible at all times should an emergency arise



Ensure that the main isolation valve of the gas supply line is **closed** when the system is not in use for extended periods

Permanent air ventilation may be required for the safety of the occupants of rooms where gas appliances are installed. Check with the gas installer

Empty Cylinders must be closed and stored in a safe place away from extreme heat

All gas installations and appliances should be checked for leaks and safe operation every 12 months

LP Gas hoses to connect cylinders must be replaced every 5 years or sooner if they show any cracks in the surface