



Certificate No.:

435621

LP Gas - Domestic



CERTIFICATE OF CONFORMITY FOR GAS INSTALLATIONS: OCCUPATIONAL HEALTH AND SAFETY ACT, 1993 Regulation 17(3) of the Pressure Equipment Regulations, 2009

Company Name :	André Verwey		
Physical Address :	798 Nieuwoudt straat, GarsfonteinX1	ERF Number:	709
Province :	Gauteng	Town :	Pretoria
Postal Code :	0081		

User/Owner's Details


Name & Surname :	André Verwey	Capacity :	Owner
Cell No. :	0836425192	Email Address :	ezmari.nel@gmail.com

Certificate Received By

Name & Signature :	André Verwey	Signature :	

Gas Practitioner's Details

Name & Surname :	Everard van Aardt	SAQCC Gas Reg no:	4446
Cell No.:	27813550235	Email Address:	vaardte@gmail.com
Company :	Independent Contractor	Tel No.:	0813550235
Practitioner Type:	Permanent	LPGSA Reg No:(If any)	

Practitioner's Signature:			
Date	03-02-25	Job Card	IGE3001

Declaration: I Everard van Aardt declare that I am an authorised person and confirm that the information provided is correct.



Certificate No.:

435621

LP Gas - Domestic



CERTIFICATE OF CONFORMITY FOR GAS INSTALLATIONS: OCCUPATIONAL HEALTH AND SAFETY ACT, 1993 Regulation 17(3) of the Pressure Equipment Regulations, 2009

Type of Installation :	Domestic
Reason for Issue of Certificate :	CoC for regular inspection
Previous CoC number issue for the Site if Applicable :	0

Cylinder Size	Quantity	Cylinder / Tank Details	
48kg	2	Weight (Kg)	48
		Volume (Ltrs)	113
		Fire Approval if Required (Yes/No)	No

Manifolds

Manifold Type	Vapor/Liquid(Name)	Serial No.	Type
Vapor		0	0

Regulator Brand

Regulator Brand Name	Model Number	Quantity
Astro	0	1

Pipework Type

Pipetype	Steel	Copper	Composite	CSST	HDPE
Surface		12			
Embedded					
In Roof					
Buried					
Filling Site					
Pipe run in metre	0	12.0	0	0	0

Appliances

Note: for domestic and commercial installations, only appliances that comply with SANS 1539 may be installed. If in doubt contact the appliance supplier or the LPGSA

Type Name	Brand	Model Number
Oven	Bertazoni	S910JTH1X0D
geyser	Atlas	32EC
geyser	Atlas	32EC

Installation Standard	SANS 10087-1:2024
Edition	7
Leak test	Pass



Certificate No.:

435621

LP Gas - Domestic



CERTIFICATE OF CONFORMITY FOR GAS INSTALLATIONS: OCCUPATIONAL HEALTH AND SAFETY ACT, 1993 Regulation 17(3) of the Pressure Equipment Regulations, 2009

Leak Repaired	NA
Static Pressure	2.8kpa
Working Pressure	2.8kpa
Metered site	No
Flue Termination	Flueless
Flue Operation Tested	Flueless
Ventilation	Pass
Burner Inspection	Pass
Burner Cleaned	NA
Flame Picture	Pass
Appliance operation	Pass
Manifold Inspection	N/A
Manifold Repair	0

Uploaded Supporting Documents :

--	--	--	--	--

Geo Locations of COC Latitude :-25.795924 Longitude : 28.309941

Mentor Name (if Applicable)	Signature (if Applicable)
Mentor Registration ID (if Applicable)	

Additional comments (if any)

CERTIFICATE OF CONFORMITY FOR GAS INSTALLATIONS: OCCUPATIONAL HEALTH AND SAFETY ACT, 1993 Regulation 17(3) of the Pressure Equipment Regulations, 2009

Safety Concern/Comments

0

In the event of a gas leak, close all valves, open windows and contact your gas installer or supplier

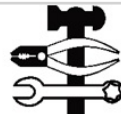


Adhere to all warning signs fitted to the gas installation and cylinders

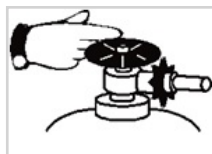
It is advisable to install at least one dry powder fire extinguisher **close to** the LP Gas cylinder installation



When storing certain volumes of LP Gas on your premises, the local by-laws might require that you obtain a Flammable Liquid Permit (check with your gas supplier/ Fire Department)



Do not make changes or additions to the gas installation. Only use a registered gas installer



Ensure the cylinder valve is **closed** before removing the connecting hose or changing the gas cylinder



Open

The installation is equipped with an emergency valve that must be accessible at all times should an emergency arise



Closed

Ensure that the main isolation valve of the gas supply line is **closed** when the system is not in use for extended periods

Permanent air ventilation may be required for the safety of the occupants of rooms where gas appliances are installed. Check with the gas installer

Empty Cylinders must be closed and stored in a safe place away from extreme heat

All gas installations and appliances should be checked for leaks and safe operation every 12 months

LP Gas hoses to connect cylinders must be replaced every 5 years or sooner if they show any cracks in the surface