


ENJOY EVERY ADVENTURE WITH GASPER



LPGAS IS SAFE



3 in 1

Comic Book

www.lpgsa.co.za

Introduction

Welcome to the world of Gasper!

We are thrilled to present **Gasper's Safety Adventures** - an all-new comic book series aimed at promoting Liquefied Petroleum Gas (LPG) safety and usage awareness. **Gasper** is the star of this engaging series - an affable hero bringing fun adventures and impactful safety lessons right to your fingertips.

Created by the Liquefied Petroleum Gas Association of South Africa (LPGSA), this innovative comic book leverages storytelling and vibrant illustrations to foster essential learning about LPG in an easily accessible way. The comic spans three exciting stories - **Gasper's Emergency Rescue Mission**, **Gasper and the Load Shedding Chronicles**, and **Gasper's Safety Lessons: A Family Affair**. Each narrative offers insightful takeaways, showcasing Gasper's heroic commitment to community safety.

And there is more beyond the stories themselves! This comic also packs in myth-busting facts, practical tips, and safety guidance through supplementary pages included alongside the narratives. Readers can uncover wide-ranging aspects of LPG usage - from leak detection to proper storage methods and more.

So join Gasper's safety adventures, engage with LPG topics interactively, and become an advocate for gas safety in your own community! Through entertainment and education going hand-in-hand, we hope Gasper's stories make an invaluable impact, leading to responsible and informed LPG usage.

Let the learning and adventure begin! Turn the page to start exploring with Gasper. And remember - treat Gasper like your car to reap the efficiency and environmental benefits of LPG, while upholding safety as the utmost priority.

Happy reading!

Book By: LPGSA
Author: Samm Marshall
Creative Director: Tshwanelo Tsoai and Mertilze Jogiat
Copyright: Sandisiwe Mdluli
Project Coordinator: Khensani Mabunda
Production Agency: KW Kreatives



GASPER'S
EMERGENCY RESCUE
MISSION

Gasper driving through a residential area.




That smells like a gas leak!!



Gasper notices ladies cooking nearby and hurries to ensure their safety.



Ring... Ring... Ring...



Get them to safety...

Gasper calls the LPGAS offices.




Let's get to safety ladies...



Let's go...

Let's follow Gasper.

Gasper grabs the ladies and rushes to the nearest safety point.



Thank you Gasper.

My hero!

LEAK TIPS

Tip 1:

Open the windows to allow fresh air if the leak was from inside a building. Open the door to allow for gas to flow out of the room or building.


Tip 2:

Confirm where the gas leak is coming from. If it is possible, close the cylinder valve. If the leak is from an installation, find the emergency or isolation valve and switch it off.


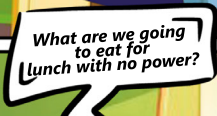
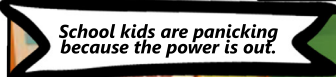
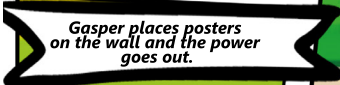



Tip 3:

If the cylinder valve is faulty and cannot be closed, take the cylinder outside to a well-ventilated area. Thereafter, notify your neighbors and contact your local authorities. Cordon off the area by at least 5m all around from any ignition sources, especially if the leak is in a public space. Make sure the cylinder always remains upright.



GASPER
AND THE LOAD SHEDDING
CHRONICALS





Gasper rushes to the school kitchen, and swiftly switches on the gas stove.



The school kids are happy and can now have lunch, all thanks to Gasper.



STORAGE TIP

*Storing LPGas cylinders:
Cylinders are to be stored in a
well-ventilated place where heat
built up is minimal, not close to
heat sources.
No electrical plug points lower
than the cylinder valve.*






GASPER'S
SAFETY LESSONS;
FAMILY AFFAIR

The Mthembu family is having breakfast...

Breakfast is almost ready.

Hmm... My tummy is rumbling.



Is this the new gas stove Dad bought for you, Mom?



Yes Lizzy, we can now save electricity.



Wait... that smells like gas!




OH NO!!!

When the gas stove suddenly bursts to flames, Gasper busts through the door.

That gas stove was not properly installed.

Gasper quickly rushes to the kitchen and puts the flame out.



Always make sure your gas installer is accredited.



Thank you Gasper, you saved my family.



FACTS VS FICTION

Where there is an LPG smell, it is an indication of a gas leak. Shut off supply from the cylinder valve

Empty LPG cylinders can still be dangerous. There is still a small amount of gas in the cylinder that can ignite. To avoid any incidents, always keep your valve closed.

LPG cylinders should never be transported in a horizontal position. Always keep your LPG cylinders upright when transporting them.

You do not have to go in-store to buy and/or refill your LPG cylinder. Visit a distributor best suited to your needs and place an order for a cylinder.

LPG is not meant to run out quickly. As some distributors and re-fillers might cheat customers, kindly check the name of the company your cylinder is from. That same company should seal the cylinder properly. Also, how quickly LPG runs out depends on several factors including the frequency and length of use and how the cylinder is used.

DID YOU KNOW



The two vertical arrows in your cylinder, indicate that cylinders are to be transported and used upright.

LPG is a more environmentally friendly energy source than fire as it has no harmful effects on soil, water, or underground aquifers?

You can check if your LPG appliance and cylinder are legal and compliant. Visit the LPGSA website and click on IS MY APPLIANCE REGISTERED to find out.

You can conduct your own leak test in the comfort of your own home. Just mix water and dishwashing liquid, dab a sponge in the solution, and wipe the sponge on the connection points on your appliance and cylinder. If bubbles appear, it means that the connection is not secure and you need to tighten it.

LPG is the most multi-purpose energy source. With over 1000 types of known applications, it is the most reliable energy source. It is even used to power the Olympic torch!



**THE
END**

UNTIL THE NEXT TIME



More To Come From Gasper

*2024 Edition | The Safety Adventures of Gasper

Liquefied Petroleum Gas Association of South Africa (LPGSA) was established in 1989 and is based in Johannesburg. The association is a non-profit company that represents companies which are involved in the installation, distribution, and retailing of LPG and LPG equipment. LPGSA promotes the safe, compliant use of LPG in South Africa..

MORE INFO

www.lpgas.co.za

Follow us

